

Batería recargable sellada de plomo ácido

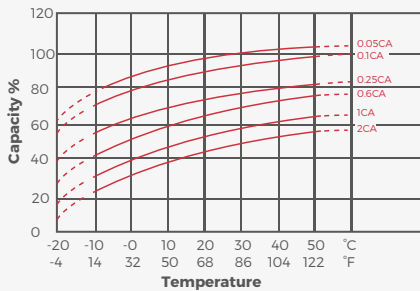
OBS1226M5 (12V26Ah)



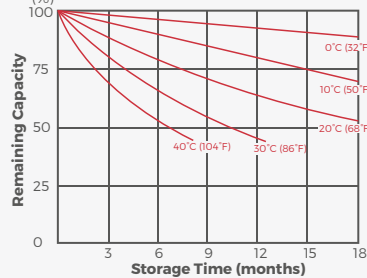
ESPECIFICACIONES

Voltaje (V)	12	Uso en espera:	
Capacidad		Voltaje de Carga Flotante	13.5 a 13.8V
20 horas (1.3A a 10.50V)	26Ah	Coefficiente -3.0mV /°C / celda	
10 horas (2.47A a 10.50V)	24.7Ah	Temperatura de Funcionamiento	
5 horas (4.42A a 10.20V)	22.1Ah	Carga	-15°C(5°F) a 40°C(104°F)
1 Ciclo (26A a 9.60V)	14.73Ah	Descarga	-15°C(5°F) a 50°C(122°F)
3 Ciclos (78A a 9.60V)	10.4Ah	Almacenamiento	-15°C(5°F) a 40°C(104°F)
Peso	Aprox. 9.3Kg (20.46lbs)	Retención de Carga (vida útil) a 20°C(68°F)	
Resistencia Interna (a 1KHz)	9.5mΩ	1 mes	92%
Corriente de Descarga Max.		3 meses	90%
5 segundos:	390A	6 meses	80%
Carga en 25°C (77°F)		Material del Casco	ABS
Ciclo en uso:		Terminal	M5
Voltaje de Carga	14.4 a 15.0V		
Coefficiente -5.0mV /°C / celda			
Corriente de Carga Máxima	7.8A		

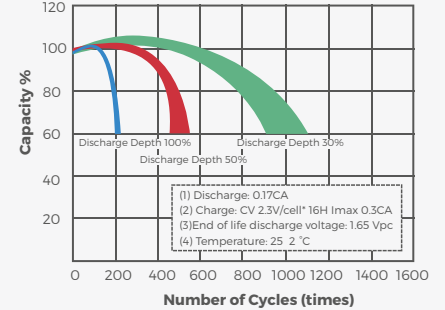
Effect of Temperature on Capacity 25 °C (77 °F)



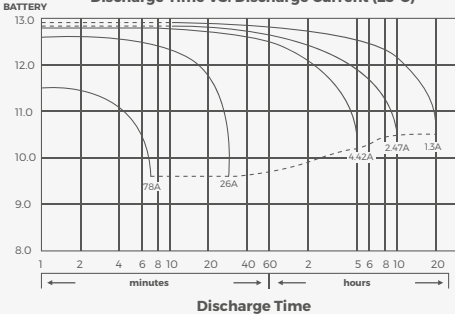
Capacity Retention Characteristic



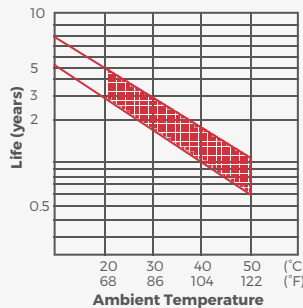
Cycle Service Life



Discharge Time VS. Discharge Current (25 °C)



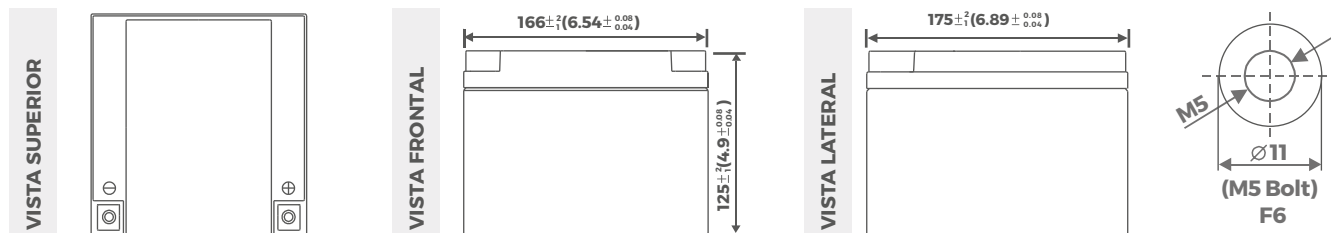
Trickle (or float) Service Life



**Batería recargable
sellada de plomo ácido**
OBS1226M5 (12V26Ah)



DIMENSIONES



DATOS DE RENDIMIENTO

PROMEDIO DE DESCARGA EN WATTS EN DISTINTOS VOLTAJES FINALES A 25°C (77°F)

Voltaje Final	1.85V	1.80V	1.75V	1.70V	1.67V	1.65V	1.60V
5 min	147	161	173	185	191	196	208
10 min	108	114	119	125	128	131	135
15 min	78.7	84	88.2	92.2	94.2	96	99.5
30 min	42.3	45.3	47.2	48.7	49.5	50.3	51.3
60 min	30.2	31.7	32.4	32.8	33.2	33.5	33.8
120 min	19.2	19.8	20.2	20.7	20.8	21	21.2
180 min	12.8	13.2	13.4	13.6	13.6	13.7	13.8
240 min	10.3	10.5	10.7	10.8	10.9	10.9	11
300 min	8.75	8.9	8.98	9.07	9.1	9.15	9.37
600 min	5.42	5.52	5.58	5.66	5.68	5.72	5.75
1200 min	2.62	2.69	2.74	2.78	2.8	2.82	2.83

PROMEDIO DE DESCARGA EN AMPERES DISTINTOS VOLTAJES FINALES A 25°C (77°F)

Voltaje Final	1.85V	1.80V	1.75V	1.70V	1.67V	1.65V	1.60V
5 min	70.2	82.3	90.7	96.1	98.3	101	105
10 min	45.8	50.4	54.6	58.8	60.5	62.4	65.6
15 min	37.9	41.1	43.7	46.2	47.3	48.2	49.8
30 min	20.8	23.2	24.7	25.6	26.2	26.9	27.7
60 min	14.5	15	15.3	15.5	15.6	15.7	15.8
120 min	7.65	7.96	8.08	8.19	8.22	8.26	8.31
180 min	6.21	6.41	6.5	6.53	6.55	6.58	6.62
240 min	4.97	5.07	5.14	5.2	5.22	5.25	5.28
300 min	4.22	4.35	4.4	4.44	4.45	4.47	4.49
600 min	2.48	2.56	2.6	2.61	2.62	2.63	2.64
1200 min	1.29	1.33	1.35	1.36	1.37	1.38	1.39